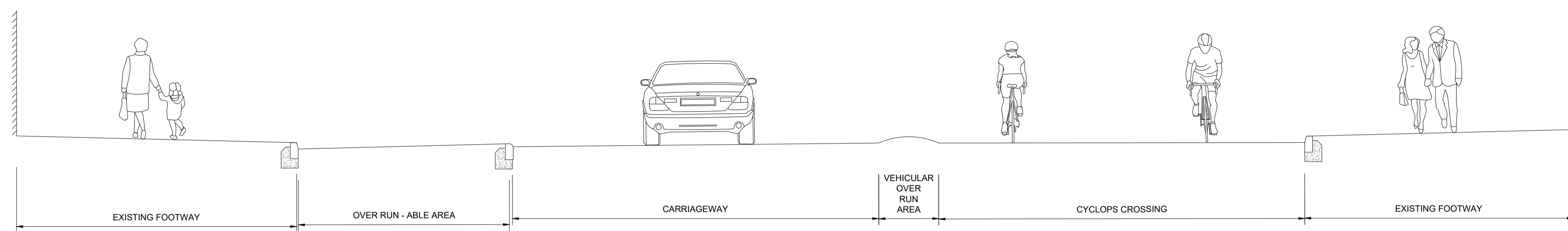
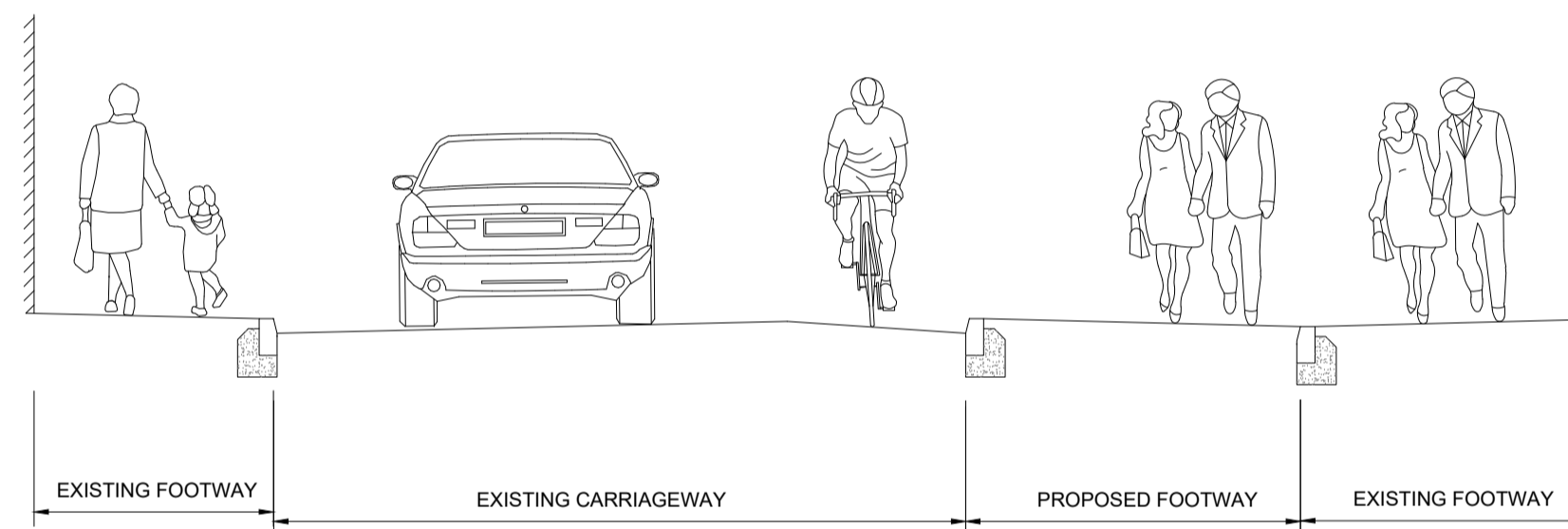


SECTION A



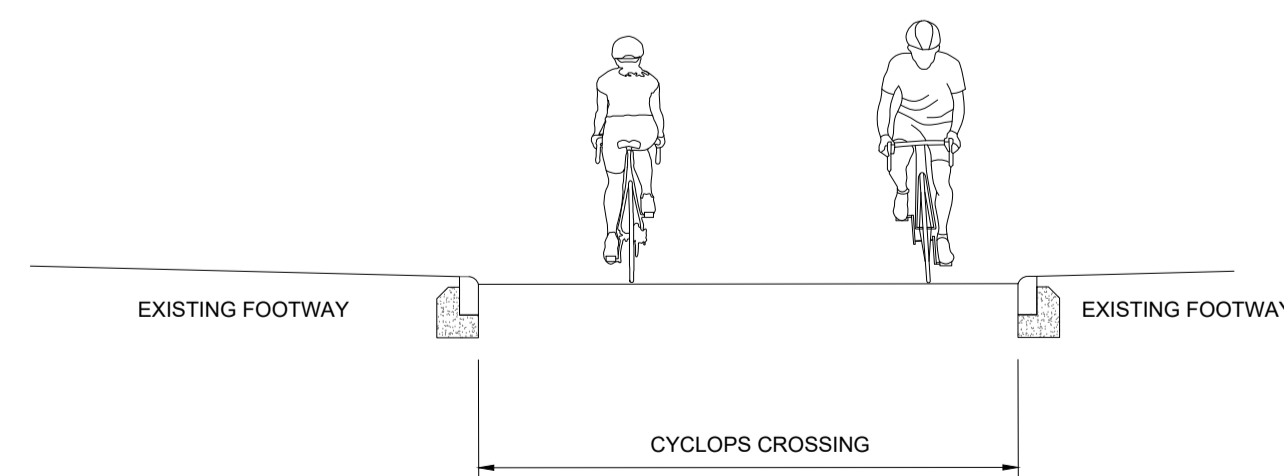
TYPICAL CROSS-SECTION THROUGH MOOR ROAD AT CYCLOPS CROSSING

SECTION B



TYPICAL CROSS-SECTION THROUGH MOOR ROAD, NORTHBOUND BEFORE THE CORNER OF RECREATION ROAD

SECTION C



TYPICAL CROSS-SECTION AT THE CYCLOPS CROSSING TO THE SOUTH

PROJECT

MANVERS WAY -
WATH CYCLE
INFRASTRUCTURE

CLIENT



Riverside House, Main Street
Rotherham S60 1AE
tel: +44 (0)1709 382121
www.rotherham.gov.uk

CONSULTANT

AECOM

Royal Court
Basil Close
Chesterfield, S41 7SL
tel: +44 (0)1246 209 221
www.aecom.com

NOTES

1. THIS DRAWING IS TO BE READ IN CONJUNCTION WITH ALL OTHER RELEVANT DOCUMENTATION.
2. DO NOT SCALE FROM THIS DRAWING. USE ONLY PRINTED DIMENSIONS.
3. ALL DIMENSIONS IN MILLIMETERS, ALL CHAINAGES, LEVELS AND COORDINATES ARE IN METRES UNLESS DEFINED OTHERWISE.
4. CROSS FALLS AS EXISTING.
5. TO BE USED IN CONJUNCTION WITH 60660753-ACM-HPV-GEN-GEN-ZZ-Z-DR-CH-0701

REVISION DETAILS	BY	DATE	SUFFIX
	CHECK		

PROJECT MANAGEMENT INITIALS

DESIGNED: TP CHECKED: PD APPROVED: SD

INTERNAL PROJECT NUMBER SCALE

60660753 1:50

STATUS BS1192 SUITABILITY

DETAILED DESIGN -

SHEET TITLE

TYPICAL CROSS SECTIONS

DRAWING NUMBER REV

60660753-ACM-HPV-GEN-GEN-ZZ-Z-DR-CH-0703 D00

This drawing has been prepared for the use of AECOM's client. It may not be used, modified, reproduced or relied upon by third parties, except as agreed by AECOM or as required by law. AECOM accepts no responsibility, and denies any liability, whatsoever, to any party that uses or relies on this drawing without AECOM's express written consent. Do not scale this document. All measurements must be obtained from the stated dimensions.